iPad Air2 No Power ON

[Fault phenomenon] iPad Air2 No Power ON

[Maintenance process] Receive a faulty plate for the No Power ON to trigger a large current as shown:



After the power is turned on, the current is 880Ma. Use the Colophony (Solder) to find the hot original as shown in the figure:



The locking target was originally a large current caused by the short circuit of SDRAM, and was removed and replaced decisively.



Installed test boot successfully enters the system



The repair is over.